

ماربل دیزاین
MARBLE DESIGN

Board of Directors
Annual Report
2023

ماربل دیزاین
MARBLE DESIGN

A New Day...New Project

بِسْمِ اللَّهِ الرَّحْمَنِ الرَّحِيمِ

KING SALMAN BIN ABDULAZIZ AL-SAUD

The Custodian of the Two Holy Mosques



**HIS ROYAL HIGHNESS PRINCE
MOHAMMED BIN SALMAN BIN ABDULAZIZ AL-SAUD**

Crown Prince and Prime Minister



Contents

About this Report	03	Dividend Distribution	24
Report Scope	04	Board of Directors	25
Reporting Period		Composition of the Board of Directors	
Commitment		Biographies of Board Members	
Language		Board of Director's Meetings	
Inquiries		Board of Director's Declarations and Other Declarations	
Marble Design in Brief	05	Board of Director's Recommendations	
Chairman's Message	07	Executive Management	32
CEO's Message	08	Biographies of Executive Management	
About Marble Design	09	Company Committees	35
Introduction	10	Introduction	
The Factory	13	Audit Committee	
The Inventory	14	Internal Audit of the Company	
Organizational Structure of the Company and Subsidiaries	15	Governance and Compliance	40
2024 Targets	16	Remuneration & compensation for members of the Board of Directors, sub-committees and senior executives	41
Risk Factors	17	Statement of Company Transactions with Related Parties	44
Financial Performance	18	Competitive Business	
Statement of Regular Payments Registered on the Company	21	Application of Regulatory Provisions and Reasons for Non-Application	45
Company Loans	22	Summary of Financial Statements	46
Shareholder's equity and general assemblies	23	Financial Statements	
Number of Company Requests to Register Shareholders			



About this Report

This Annual Report provides a comprehensive and detailed overview of Marble Design Factory Company (Marble Design) outlining its Achievements and performance within the permissible boundaries of disclosure for the year ended December 31, 2023. Through this report, we aim to provide a detailed summary and analysis of our performance, activities, and management system for the fiscal year 2023, along with presenting consolidated annual financial statements.

Report Scope

This report encompasses the performance of Marble Design Factory Company referred to herein as 'Marble Design' or 'the Company' for the purposes of this report, including its achievements, governance, (unless otherwise stated), and financial data.

Reporting Period

The annual report covers the 12-month period from January 1, 2023, to December 31, 2023, in accordance with the annual financial reporting cycle adopted by Marble Design.

Commitment

The annual report of the Board of Directors for Marble Design is prepared in accordance with the regulations and laws applicable in the Kingdom of Saudi Arabia. The financial Statement for the year ended December 31, 2023, complies with the standards adopted in the Kingdom of Saudi Arabia, including the International Financial Reporting Standards (IFRS), as well as the regulations governing corporate operations in Saudi Arabia issued by the Saudi organization for Chartered and Professional Accountants (SOCPA), in addition to the company's Articles of Association.

Language

This report has been issued in both Arabic and English languages. In the event of any discrepancy between the Arabic and English versions, the Arabic version shall prevail.

Inquiries

We welcome your comments and inquiries regarding Marble Design's Annual Report for the year 2023. Please feel free to contact us via email at IR@md.sa.

Marble Design in Brief

The company's key 2023 plans, decisions, and achievements

Listing Marble Design in the parallel market (Nomu)



On 21/1/1445 AH, corresponding to 8/8/2023 AD, the company has been listed in the parallel market 'Nomu', with the aim of supporting our accelerated growth strategy and enhancing principles of sustainability and governance. This allows the community the opportunity to participate as partners in our journey towards creating widespread positive impact, and provides the company with broader prospects for development and expansion.

33rd Saudi Build Exhibition



Marble Design's Participation in the 33rd Saudi Building Exhibition

The company's governance



The company's governance plan has been implemented, and policies and procedures have been updated to align with the listing standards on the parallel market 'Nomu', based on our commitment to protecting shareholders' rights and ensuring maximum transparency.

Lands Purchase in Sudous Industrial Area



Lands were purchased in the Sudous Industrial Area to build showrooms and warehouses to expand the company's activities

Merge Branches



The company's branch in Al-Ahsa city has been closed, and its operations have been merged into the branch in Al-Khobar city, aiming to reduce costs, time, and effort. Additionally, during its meeting held on 02/03/2023 AD (corresponding to 10/08/1444 HA), the Board of Directors decided to sell two land plots in Al-Azizia district, Riyadh city, for a total value of SAR 4,100,000, in order to enhance liquidity for the company's operations and future aspirations.

Company's Achievement of Advanced Level in SIRI Assessment



The company has attained an advanced level in the SIRI (Smart Industry Readiness Index) assessment, an internationally recognized standard that evaluates companies' readiness for the Fourth Industrial Revolution by analyzing their capabilities in automation, digital technology, and smart industrial transformation. This certification aims to assist companies in identifying strengths and opportunities for improvement within the framework of transitioning towards Industry 4.0, enhancing operational efficiency, and fostering innovation.

ISO 9001:2015 Quality Certificate



Marble Design is committed to applying international quality and safety standards with high efficiency and effectiveness in all its operations and services provided to customers. The company has obtained the ISO 9001:2015 Quality Management System certificate.

Local Content Certificate



The company has obtained the Local Content Certificate, which promotes the local economy by using local products and services in its operations. This supports economic development and reduces reliance on imports.

Key Financial Figures

Revenue	Net Profit	Earnings Per Share (EPS)
51,182,558	21,912,718	3.65

Dear shareholders of Marble Design Factory Company

I am pleased to present to you the company's annual report for the fiscal year 2023 AD, including the annual performance of the company's activities and business, the audited financial results for the year 2023 AD, and the efforts made during the period.

This year witnessed many challenges, which slightly affected the company's financial results compared to the previous year, but the company was able during this year to maintain a level similar to the previous year.

In conclusion, I would like to take this opportunity to express my sincere thanks and appreciation to our shareholders for their continued support and lasting confidence. Thanks and appreciation go to the members of the Board of Directors and all of the company's employees for their dedication, and cooperation in achieving this year's goals.



Ahmed bin Abdullah AlKharashi
Founder and Chairman

Dear Shareholders of Marble Design Factory Company,

We are pleased to present to you the annual report for the year 2023, which embodies the details of our financial performance and the key developments we have witnessed this year.

We went through a pivotal phase following the company's offering in the parallel market - Nomu - in August 2023, representing a strategic step for the company. The listing of companies in financial markets holds exceptional value, as it enhances transparency, sustainability, and governance. This offering was a testament to the solidity of our foundation and our ability to steadfastly face future challenges.

We have also made significant progress towards enhancing the standards of quality and innovation in our company by obtaining several international certifications, reflecting our commitment to excellence and leadership in our industry. This achievement represents an important step in our journey towards delivering greater value to our clients and shareholders.

At the end of this message, I extend my sincere thanks and deep gratitude to everyone who contributed to our journey this year in achieving our targets. I particularly thank our Board of Directors, for their wisdom and prudent leadership; to our employees, who are truly the backbone of this company, for their hard work and unwavering commitment; to our clients, for their trust and loyalty that always motivates us to deliver our best; and finally, to our esteemed shareholders, for their continuous support and belief in our vision.



Dr. Nawaf bin Mohammed AlKharashi

Board Member and CEO

ماربل ديزاين MARBLE DESIGN



The company's headquarters is located in Riyadh, Sadus Industrial Area, Kingdom of Saudi Arabia.




Marble Design was established in 2007.



The company's capital is 60 million Saudi Riyals

VISION

The company seeks to achieve market leadership by developing the marble industry to keep pace with the modern requirements for architecture.



MARBLE DESIGN
ماربل دیزاین

MISSION

Continuous search for reliable sources and make them available to our customers

Our strategy

- Adherence to the best global standards and local regulatory regulations.
- Maintaining inventory availability and the necessary variety to meet customers needs, expansion plans, and growth.
- Utilizing the best global technologies to achieve high-quality manufacturing and production speed.
- Continuous development and innovation.
- Commitment to exceeding customer expectations.
- Preserving competitiveness.
- Supporting and developing human resources.



VALUES

- Focus on customer care.
- Commitment to Quality & Cost Effectiveness.
- Teamwork.
- Transparency & Sustainability.



The Factory

Marble Design Factory is one of the largest marble factories in the region in terms of production capacity and quality, as it is operated by highly experienced competencies and uses fully automatic production lines.



The Inventory

Marble Design owns an inventory that is considered the largest in the region in terms of quantities and variety and contributes to meeting projects immediately while maintaining international quality standards, company orientations, and customers aspirations.

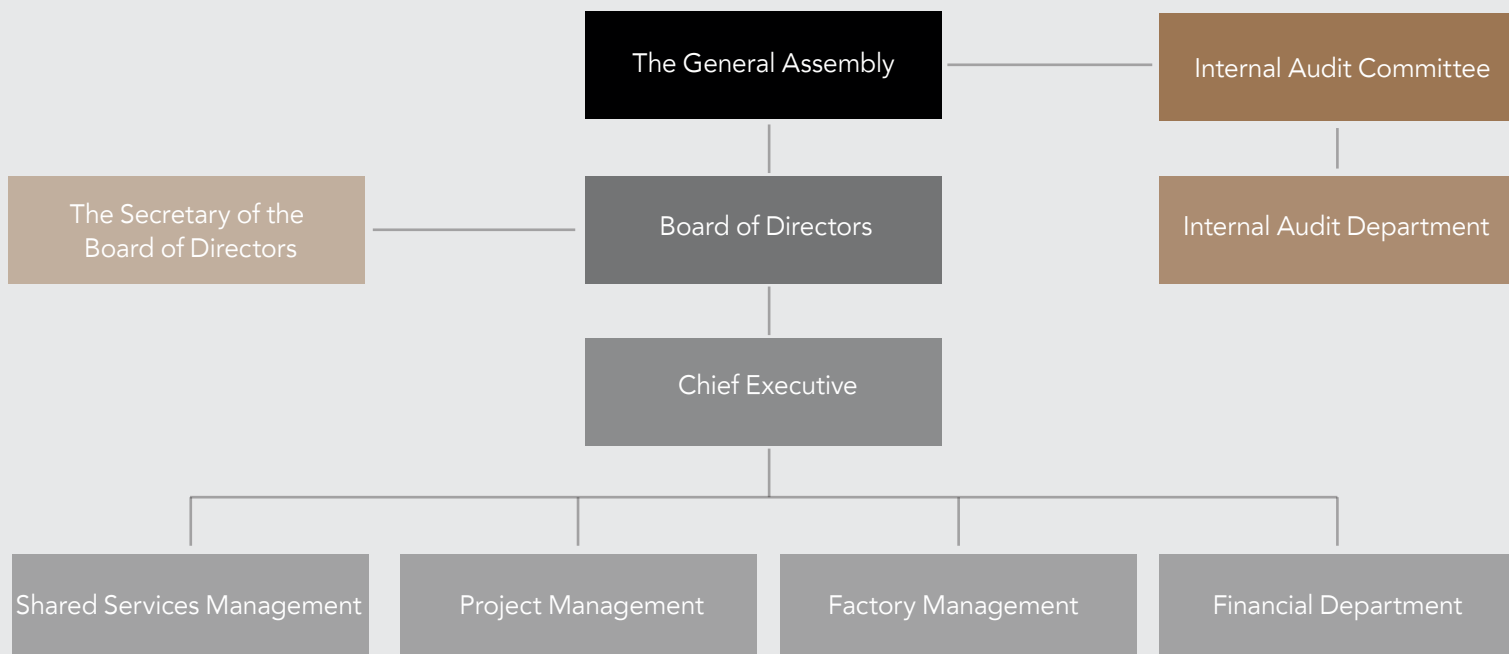


Organizational Structure of the Company and Subsidiaries

The administrative organization and structure of the Marble Design Factory Company explains how roles and responsibilities are distributed among the various departments. The Board of Directors, the committees emanating from it, in addition to the executive management, form the basis of the company's organizational structure. At the top of this structure stands the Board of Directors and its emerging committees, supported by the executive management, which bears responsibility for monitoring the daily operations of the company.

The Board of Directors also assumes full responsibility for directing, supervising, and monitoring it in general. The Board has granted the executive management led by the CEO, in accordance with the powers granted to him, to manage the daily affairs of the company, implement the established strategies, and directly supervise the implementation of policies and procedures that ensure efficiency and effectiveness in the management of the company. The Audit Committee cooperates in assisting the Board of Directors in performing its internal control tasks, and reducing risk.

Below is an illustrative diagram showing the organizational structure of the company.



The company has a subsidiary named 'Al Maskan Road for Real Estate Development,' a limited liability company registered in the Kingdom of Saudi Arabia. It engages in general construction activities for residential and non-residential buildings, retail sale of marble, natural and artificial stone, ceramic, and porcelain, as well as buying and selling of lands and real estate, subdivision, sales on the map, and management and leasing of owned or leased properties (residential and non-residential). It is registered under Commercial Registration No. 1010250230 dated May 18, 2008, with a capital of SAR 21,300,000 and is wholly owned by the company.



Market Index



Market Performance Index

"The Fiscal Year 2023"



The closing price of the stock on the last day of December 2023

82 Saudi Riyals

Targets for the year 2024

Marble Design aims to implement a sustainable and integrated strategy that aligns with its aspirations, serving as a guiding framework for its leadership. This strategy has been built on achieving milestones that enhance the company's development. The following are some of the key objectives the company seeks to accomplish in the year 2024:

- Work on increasing the company's business volume to elevate revenues and net profits.
- Achieve sustainable expansion in the company's operations, projects, and customers base.

Risk Factors in the Company

Risk analysis and management constitute a vital part of Marble Design's strategy, with management actively engaged in monitoring, evaluating, and implementing hedging strategies against various risks. This process involves assessing the likelihood of each risk occurrence and its potential impacts, aiming to apply appropriate measures to mitigate its severity, prevent its occurrence, or minimize its potential impact as much as possible to maintain the company's stability and safety.

Below, we outline Marble Design's framework for addressing risks that may impede its operations, along with the strategies employed to manage these risks:

The Nature of Risks	Details	Response Mechanisms
Operational Risk (Dependence on Key Employees)	The company primarily relies on the skills and experiences of its key employees. Therefore, the secret to its success and achieving its goals lies in retaining these employees, as well as attracting and hiring qualified individuals with high competence.	The company implements training initiatives and continuous development programs, with a special focus on preparing future leaders and new recruits, equipping them with the necessary skills for future managerial positions. Additionally, the company employs various strategies to retain its workforce strength and attract outstanding talents from the market.
Strategic Risk (Customer Concentration)	The company's sales rely on a number of key clients, with whom the relationship is based on direct orders and purchase requests.	The company actively works on expanding its customer base by attracting new clients and entering into contracts with them. Additionally, the company seeks to enhance and develop these relationships with the aim of embarking on larger and more ambitious projects.
Compliance Risk	The company adheres to a set of laws and standards, including corporate law, financial market regulations, as well as the regulations, rules, and directives issued by the Capital Market Authority. Additionally, the company falls under the scope of the Wage Protection System.	To ensure its full compliance with legislation and regulations, the company places great emphasis on preventing any risks that may arise from non-compliance with legal and regulatory standards, emphasizing the necessity of implementing all relevant laws and regulations. Additionally, the company regularly updates its internal procedures to prevent any fines or penalties that may harm its reputation and leading position.
Financial Risk (Credit)	Credit risks arise when one party fails to fulfill a specific financial obligation to the other party. The company may face credit risks in several temporary or permanent cases, including outstanding balances from customers, failure of other indebted parties to fulfill their obligations to the company, and others.	The company has a top-tier collection management in place, with net receivables reaching SAR 3.38 million and SAR 2.47 million as of December 31, 2022, and 2023, respectively. The outstanding receivables represent 57.27% and 66% of the total outstanding receivables as of December 31, 2022, and 2023, respectively, with amounts unpaid for more than 30 days.

Financial Performance

Financial Position Statement for Five Years (Saudi Riyals)

In accordance with International Financial Reporting Standards (IFRS)

Statement	2023	2022	2021	2020	2019
Total current assets	74,968,089	68,529,133	57,443,050	43,135,830	22,871,905
Total non-current assets	34,777,822	32,535,809	43,135,830	20,403,326	19,189,948
Total assets	109,745,911	101,064,942	100,578,880	60,944,003	42,061,853
Total Current Liabilities	7,620,284	11,924,150	12,578,281	14,359,996	21,257,308
Total non-current liabilities	3,013,700	2,074,939	2,556,767	2,185,950	1,181,308
Total liabilities	10,633,984	13,999,089	15,135,048	16,545,946	22,438,616
Total equity	99,111,927	87,065,853	85,443,832	44,398,057	19,623,237
Total equity and liabilities	109,745,911	101,064,942	100,578,880	60,944,003	42,061,853

Statement of Profit or Loss and Other Comprehensive Income for Five Years

Statement	2023	2022	2021	2020	2019
Revenues	51,182,558	55,169,465	59,074,335	56,937,496	25,135,131
Cost of revenues	(18,738,057)	(18,447,071)	(20,413,708)	(28,822,948)	(11,799,588)
Gross profit	32,444,501	36,722,394	38,660,627	28,114,548	13,335,543
Profit from operations	22,495,111	24,500,967	26,102,027	16,671,767	4,719,104
Profit before zakat	23,808,580	24,876,812	26,218,373	17,195,041	4,719,104
Net profit for the year	21,912,718	22,622,021	24,765,976	16,453,806	4,356,764
Total other comprehensive income for the year	22,246,074	22,622,021	24,765,976	16,357,464	4,213,965
Profit per Share	3.65	3.77	--	--	--

Description of the primary activities of the company

Sector	Revenues 2023	Contribution Percentage in 2023	Revenues in 2022	Contribution Percentage in 2022	Percentage Change
Marble Industry	51,182,558	100 %	55,169,465	100 %	-7.23 %

A geographic analysis of the total revenues of the company

Local sales			
2023		2022	
Product	The value in Saudi Riyals	Product	The value in Saudi Riyals
Natural Marble	47,151,842	Natural Marble	55,169,465

International sales			
2023		2022	
Product	The value in Saudi Riyals	Product	The value in Saudi Riyals
Natural Marble	4,030,716	Natural Marble	--

Statement of Regular Payments Registered on the Company

Statement	2023	2022	Description
Paid Zakat and income tax	1,770,757	1,742,463	Amount paid during the period in accordance with the provisions and rules of Zakat obligation.
Outstanding Zakat and income tax	1,895,862	1,770,757	Amount incurred during the period in accordance with the provisions and rules of Zakat obligation.
Paid social insurance	402,324	429,815	Amount paid during the period in accordance with the provisions of the Labor Law in the Kingdom of Saudi Arabia.
Outstanding social insurance	-	-	There are no amounts outstanding.
Government fees (for labor office and visas...ect)	224,771	672,904	The amounts paid represent government fees.
Paid value-added tax	4,057,510	4,679,563	Amount paid during the period in accordance with the provisions and rules of Value Added Tax (VAT)
Outstanding value-added tax	348,395	527,978	Amount incurred during the period in accordance with the provisions and rules of Value Added Tax (VAT)

Statement of any investments and reserves established for the benefit of the company's employees.

None

Information regarding any loans to the company.

None

Penalties and fines.

There are no penalties, fines, precautionary measures, or reserves imposed on Marble Design by the regulatory or judicial authorities.

Stocks and Securities:
Details of Stocks and Debt Instruments Issued by the Subsidiary Company.

None

Description of any Interest in the Equity Category with Voting Rights.

None

Description of any interests and contractual securities and subscription rights belonging to members of the company's Board of Directors, senior executives, and their relatives in the company's equity or debt instruments, or any of its subsidiaries, and any changes in those interests or rights during the year 2023.

None

Shareholders' Equity:

A statement of the dates of the general shareholders' meetings held during the year 2023, along with the names of the present members of the board of directors at these meetings.

Member Name	Extraordinary General Assembly 22/03/2023
Ahmed Abdullah Abdulrahman AlKharashi (Chairman)	✓
Mohammed Abdulrahman Rashed AlRomaizan (Vice Chairman)	✓
Nawaf Mohammed Abdullah AlKharashi (Member)	✓
Fahad Abdulmohsen Abdullah AlMulhim (Member)	✓
Abdullah Fahad AbdulAziz AlFaris (Member)	✓

The number of the company's requests to the shareholders' register and the dates of those requests and their reasons.

Dates	Reason for Request
17/08/2023	Dividends file
18/10/2023	Company procedures

Investor relations activities:

Marble Design, through its Investor Relations, maintains continuous communication channels with shareholders and investors throughout the year. This department serves as a bridge between investors and both the Board of Directors and the executive management of the company. The Board of Directors regularly receives feedback, suggestions, and observations from shareholders regarding the company and its performance, enhancing engagement with stakeholders and ensuring their active participation.

Communication Channels with Shareholders:

In Marble Design, we emphasize the importance of continuous communication and full transparency with all shareholders. We are committed to disclosing information clearly through the company's page on the Saudi Stock Exchange (Tadawul) website regularly. We encourage all shareholders to actively participate in the general assembly meetings, and we value their contributions by welcoming their suggestions and feedback. Contact us directly through IR@md.sa

The procedures taken by the Board of Directors to inform its members, especially non-executive ones, about shareholders' proposals and comments regarding the company and its performance.

The Board of Directors has not received any comments from the shareholders regarding the company and its performance. The Board always ensures the attendance of the majority of its members, especially the non-executive ones, at the general meetings to listen to shareholders' questions and suggestions regarding the company's performance, respond to them, and document them in the meeting minutes.

Dividend Distribution: The company's annual net profits are distributed as follows:

Article (48): Formation of reserves

1. The Ordinary General Assembly, when determining the share of shares in the net profits, may decide to form reserves, to the extent that serves the interest of the company or ensures the distribution of fixed profits as much as possible to the shareholders. The aforementioned assembly may also deduct amounts from the net profits to achieve social purposes for the company's employees.
2. The General Assembly determines the percentage that must be distributed to shareholders from the net profits after deducting reserves, if any.

Article (49): Distribution of interim dividends

1. The company may distribute semi-annual and quarterly interim dividends to shareholders after fulfilling the following controls:
 - A- The General Assembly authorizes the Board of Directors to distribute interim dividends in accordance with a decision issued annually.
 - B- The company must have reasonable liquidity and can reasonably predict the level of its profits.
 - C- The company must have distributable profits according to the latest financial statements that are sufficient to cover the profits proposed to be distributed after deducting what was distributed and capitalized from these profits after the date of those statements.
2. Distributable profits consist of the balance of retained earnings appearing in the statement of financial position prepared at the end of the period immediately preceding the period during which the distribution decision is made, in addition to the balance of any distributable reserves.
3. Distributable reserves include reserves made up of profits that are not allocated for specific purposes or that are decided to cancel the purpose for which they were created.
4. The Board of Directors must include in its annual report submitted to the company's General Assembly the percentages of profits distributed to shareholders during the various periods of the financial year, in addition to the percentage of profits proposed to be distributed at the end of the financial year and the total of these profits.
5. When making the decision to distribute interim dividends, the company is obligated to disclose and announce it immediately and provide the Authority with a copy of it immediately upon its issuance if the company is listed on the financial market.

Article No. (50): Entitlement to profits

The shareholder is entitled to his share of profits in accordance with the General Assembly's decision issued in this regard. The decision shall indicate the due date and distribution date. Entitlement to dividends shall be to the shareholders registered in the shareholders' registers at the end of the day specified for entitlement, and the Board of Directors must implement the General Assembly's decision regarding the distribution of dividends to shareholders. The company distributed dividends as follows during the year 2023:

Distribution Date	Distribution Percentage to Nominal Share Value	Total Distributions
14/09/2023	17%	10,200,000 Saudi Riyals

Board of Directors



Board Composition and Classification of Members are as follows:

Member Name	Position	Membership classification	Independence	Date of Appointment
Ahmed Abdullah Abdulrahman AlKharashi	Chairman	Non-executive	Non-independent	06/02/2022 (05/07/1443 H)
Mohammed Abdulrahman Rashed AlRomaizan	Vice Chairman	Non-executive	Independent	06/02/2022 (05/07/1443 H)
Nawaf Mohammed Abdullah AlKharashi	Board Member	Executive	Non-independent	06/02/2022 (05/07/1443 H)
Fahad Abdulmohsen Abdullah AlMulhim	Board Member	Non-executive	Independent	06/02/2022 (05/07/1443 H)
Abdullah Fahad AbdulAziz AlFaris	Board Member	Non-executive	Independent	06/02/2022 (05/07/1443 H)

Biographies of the Board of Directors Members:

Ahmed Abdullah Abdulrahman AlKharashi

Age **46 years** Nationality **Saudi**

Position **Chairman of the Board of Directors**

Educational Qualifications **Obtained a Bachelor's degree from King Saud University in Saudi Arabia in French Language in 2001.**

Work Experience

- Currently Working as the Chairman of the Board of Marble Design Factory Company (a joint-stock company operating in the marble industry) since 2022 until the present.
- Currently Working as the General Manager at Al Maskan Road for Real Estate Development Company (a limited liability company operating in the general construction and retail sale of marble) since 2019 until the present.
- Previously held the position of General Manager at Marble Design Factory Company (a closed joint-stock company operating in the marble industry) from 2007 until 2021.
- Previously held the position of General Manager at Marble Design Establishment (a sole proprietorship operating in construction, building, and natural stone trading) in the year 2007.
- Previously served as General Manager at Ahmed Al-Kharashi Trading Establishment (a sole proprietorship operating in the field of natural stone trading) from 2001 to 2007.



Mohammed Abdulrahman Rashed AlRomaizan

Age **44 years** Nationality **Saudi**

Position **Vice Chairman of the Board of Directors**

Educational Qualifications

- Holds a Master's degree in Financial Economics from Boston University in the United States of America in 2008.
- Holds a Bachelor's degree in Economics from King Saud University in the Kingdom of Saudi Arabia in 2001.

Work Experience

- Currently Working as the Vice Chairman of the Board of Directors of Marble Design Factory Company (a joint-stock company operating in the marble industry) since 2022.
- Currently holds the position of Chief Administrative Officer and CEO of Governance at the Tourism Development Fund (a government development fund specializing in tourism sector financing) since 2020.
- Previously held the position of Head of Compliance and Risk at Al Jazeera Financial Markets Company (a closed joint-stock company operating in financial services) from 2014 to 2020.
- Previously served as the Manager of Inspection and Monitoring Operations at the Capital Market Authority (a government regulatory body overseeing the financial sector) from 2009 to 2014.
- Previously held the position of Treasury and Customer Relations Officer at Riyadh Bank (a public joint-stock company operating in the banking sector) from 2002 to 2009.



Nawaf Mohammed Abdullah AlKharashi



Age

30 years

Nationality

Saudi

Position

Board Member and Chief Executive Officer

Educational Qualifications

- Saudi Board in Emergency Medicine from the National Guard Health Affairs Hospital in Riyadh in 2022.
- Professional Disclosure Exam Certificate - Saudi Financial Market (Tadawul) in 2022.
- Bachelor's degree in Medicine and General Surgery from King Saud bin Abdulaziz University for Health Sciences in Saudi Arabia in 2017.

Work Experience

- Currently working as the Chief Executive Officer of Marble Design Factory Company (a joint-stock company operating in the marble industry) since 2022.
- Currently working as a Board Member of Marble Design Factory (a joint-stock company operating in the marble industry) since 2022.
- Previously held the position of Deputy General Manager at Marble Design Factory Company (a closed joint-stock company operating in the marble industry) from 2019 to 2022.
- Worked as Chief Resident for academic lectures at the National Guard Hospital (a government hospital affiliated with the Ministry of the National Guard and working in the field of health affairs) from 2018 until 2019.
- Worked as a Medical Intern at the National Guard Hospital (a government hospital under the Ministry of National Guard specializing in healthcare) from 2017 to 2018.

Fahad Abdulmohsen Abdullah AlMulhim



Age

47 years

Nationality

Saudi

Position

Board Member and Audit Committee Member

Educational Qualifications

- Holds a Master's degree in Business Administration from Al Faisal University in Saudi Arabia in 2013.
- Holds a Bachelor's degree in French Language from King Saud University in Saudi Arabia in 2001.

Work Experience

- Currently working as the Vice President for Customer Experience and Sales for Airports, Corporates, and Government Sales at Flynas Airlines (a closed joint-stock company operating in the aviation sector) since 2024.
- Currently holds the position of Board Member at Marble Design Factory Company (a joint-stock company operating in the marble industry) since 2022.
- Currently working as a member of the Audit Committee at Marble Design Factory Company (a joint-stock company operating in the marble industry) since 2022.
- Previously held the position of Vice President of Sales at Nasair Airlines (a closed joint-stock company operating in the aviation sector) from 2019 to 2023.
- Previously worked as the Executive Director of Sales at Saudi Airlines Catering Company (a public joint-stock company operating in the food catering and hospitality services sector) from 2017 to 2018.
- Held various managerial and supervisory positions at Saudi Airlines Catering Company (a public joint-stock company operating in the food catering and hospitality services sector) from 2005 to 2016.
- Held several managerial positions at Saudi Airlines Catering Company (a public joint-stock company operating in the food catering and hospitality services sector) from 1994 to 2004.

Abdullah Fahad AbdulAziz AlFaris



Age	41 years	Nationality	Saudi
Position	Board Member and Audit Committee Member		
Educational Qualifications	<ul style="list-style-type: none"> • Holds a Master's degree in Business Administration from Prince Sultan University in Saudi Arabia, obtained in 2016. • Holds a Bachelor's degree in Electrical Engineering (Communications) from King Saud University in Saudi Arabia, earned in 2005. • Holds a professional certification in Strategic Management from the Strategic Planning Association (ASP) in the United States, obtained in 2022. 		
Work Experience	<ul style="list-style-type: none"> • Currently working as the Leader of the Vision Office at the Ministry of Industry and Mineral Resources (a government ministry overseeing the industrial sector) since 2022. • Currently holds a position as a Board Member of Marble Design Factory Company (a joint-stock company operating in the marble industry) since 2022. • Currently working as a member of the Audit Committee at Marble Design Factory Company since 2022. • Previously held the position of Chief Executive Officer for Strategy at the National Real Estate Registration Services Company (a closed joint-stock company operating in real estate) from 2021 to 2022. • Previously worked as the Head of the Vision Office at the Ministry of Municipal and Rural Affairs and Housing (a governmental body working towards achieving vision objectives) from 2019 to 2021. • Previously worked as the Deputy Governor for the Office of Strategic Management at the General Authority for Small and Medium Enterprises (a government entity supporting small and medium-sized enterprises) from 2016 to 2019. • Previously held the position of Engineering Manager in Project Planning at Etihad Etisalat (Mobily) Company (a listed joint-stock company operating in telecommunications and information technology) from 2005 to 2016. 		

The names of companies inside or outside the Kingdom of Saudi Arabia in which a member of the company's board of directors working as a member of its board of directors or as one of its directors:

Member Name	Membership of the Boards of Directors	Membership of the Boards of Directors
-------------	---------------------------------------	---------------------------------------

Mohammed Abdulrahman Rashed AlRomaizan

Worked as the Chairman of the Board of Directors at Edraj Financial (formerly Creatives Financial) - a closed joint-stock company operating in the field of financial management, arrangement, and consultancy - from 2022 to 2023.

Abdullah Fahad AbdulAziz AlFaris

Currently working as a Board Member at Saudi Mobile Telecommunications Company (Zain Saudi Arabia) - a listed joint-stock company operating in the telecommunications and information technology sector - since 2022.

Board of Directors Meetings:

The Board of Directors meets four times yearly or whenever necessary, upon the invitation of the Chairman of the Board, to monitor the company's operations, financial results, and oversee executive management. Below is a statement detailing the number of board meetings held by Marble Design Company during the year 2023 and the names of the attending board members:

Member Name	Board of Directors Meeting 11/02/2023 AD 20/07/1444 H	Board of Directors Meeting 20/02/2023 AD 29/07/1444 H	Board of Directors Meeting 27/02/2023 AD 07/08/1444 H	Board of Directors Meeting 02/03/2023 AD 10/08/1444 H	Board of Directors Meeting 10/08/2023 AD 23/01/1445 H	Board of Directors Meeting 15/08/2023 AD 28/01/1445 H	Board of Directors Meeting 23/08/2023 AD 28/01/1445 H
Ahmed Abdullah Abdulrahman AlKharashi (Chairman)	✓	✓	✓	✓	✓	✓	✓
Mohammed Abdulrahman Rashed AlRomaizan (Vice Chairman)	✓	✓	✓	✓	✓	✓	✓
Nawaf Mohammed Abdullah AlKharashi (Member)	✓	✓	✓	✓	✓	✓	✓
Fahad Abdul-mohsen Abdullah AlMulhim (Member)	✓	✓	✓	✓	✓	✓	✓
Abdullah Fahad AbdulAziz AlFaris (Member)	✓	✓	✓	✓	✓	✓	✓

*No absences, and the legal quorum is complete.

Board of Directors Declarations

- The accounting records have been accurately prepared.
- The internal control system has been established on sound principles and effectively implemented.
- There is no doubt regarding the company's ability to continue its operations.

Other Declarations:

- The company's disclosures, whether made directly or indirectly, are accurate and truthful regarding material facts or opinion and are not intended to influence the share price.
- The consolidated financial statements of the group and the standalone financial statements of the subsidiary within the group have been prepared in full compliance with International Financial Reporting Standards and the guidelines issued by the Saudi Organization for Chartered and professional accountants.
- There are no significant differences in operating results.
- The company has not engaged in any transactions or contracts in which the company's Board of Directors, senior executives, or any related person have a personal interest.
- No convertible debt instruments, convertible securities, convertible promissory notes, or similar rights have been issued or granted by the company during the fiscal year.
- No rights of conversion or subscription have been issued or granted under convertible debt instruments, securities contracts, or subscription rights issued or granted by the company.
- There have been no redemptions, repurchases, or cancellations by the company of any redeemable debt instruments.
- There have been no recommendations from the Audit Committee that conflict with the decisions of the Board of Directors or any recommendations rejected by the Board.
- There are no actions that could obstruct the voting rights of shareholders.
- The Board of Directors did not recommend changing the auditors, Suleiman Abdullah Al-Kharashi Company (Al-Kharashi & Partners, Certified Public Accountants and Auditors), before the end of the appointed period.
- No shareholders of the company have waived any profit rights.
- No senior executives have waived any bonuses, and members of the Board of Directors have waived an attendance allowance for three sessions.
- There are no reservations in the external auditor's report on the annual financial statements for the year 2023, as of December 31st.
- The Company has no community contributions during 2023.

Board of Directors' Recommendations:

According to Article 47 of the Company's Articles of Association, after reviewing the company's achievements during the year ended December 31, 2023, as well as the financial statements, the Board of Directors proposes the following:

- Voting on the approval of the company's audited financial statements for the fiscal year ended on December 31, 2023, after discussion.
- Reviewing and discussing the Board of Directors' report for the fiscal year ended on December 31, 2023.
- Reviewing and discussing the company's financial statements for the fiscal year ended on December 31, 2023.
- Voting on the exoneration of the Board of Directors for the fiscal year ended on December 31, 2023.
- Voting on the appointment of auditors for the company from among the candidates based on the recommendation of the Audit Committee, to audit, review, and examine the financial statements for the first half and the annual financial statements of the fiscal year 2024, and to determine their fees.
- Voting on the Board of Directors' recommendations regarding profit distributions.
- Voting on the Board's recommendations regarding transferring the general reserve of 3,500,000 Saudi Riyals as in the financial statements for the fiscal year ending on December 31, 2023 to the retained earnings balance.
- Voting on the Board's recommendation to distribute cash dividends for the second half of the year 2023 in the amount of 10,200,000 Saudi Riyals.

Executive Management

Nawaf Mohammed Abdullah AlKharashi

Age	30 years	Nationality	Saudi
Position	Board Member and Chief Executive Officer		
Educational Qualifications	<ul style="list-style-type: none"> • Saudi Board in Emergency Medicine from the National Guard Health Affairs Hospital in Riyadh in 2022. • Professional Disclosure Exam Certificate - Saudi Financial Market (Tadawul) in 2022. • Bachelor's degree in Medicine and General Surgery from King Saud bin Abdulaziz University for Health Sciences in Saudi Arabia in 2017. 		
Work Experience	<ul style="list-style-type: none"> • Currently working as the Chief Executive Officer of Marble Design Factory Company (a joint-stock company operating in the marble industry) since 2022. • Currently working as a Board Member of Marble Design Factory (a joint-stock company operating in the marble industry) since 2022. • Previously held the position of Deputy General Manager at Marble Design Factory Company (a closed joint-stock company operating in the marble industry) from 2019 to 2022. • Worked as Chief Resident for academic lectures at the National Guard Hospital (a government hospital affiliated with the Ministry of the National Guard and working in the field of health affairs) from 2018 until 2019. • Worked as a Medical Intern at the National Guard Hospital (a government hospital under the Ministry of National Guard specializing in healthcare) from 2017 to 2018. 		



Haifa Mohammed Abdulrahman AlKharashi

Age	33 years	Nationality	Saudi
Position	The Secretary of the Board of Directors and chief financial officer		
Educational Qualifications	<ul style="list-style-type: none"> • Certified Professional Disclosure Examination - Saudi Financial Market (Tadawul) in 2022. • Certified Value Added Tax (VAT) Specialist from the Saudi Organization for Certified Public Accountants in 2020. • Member of the Saudi Organization for Certified Public Accountants in the Kingdom of Saudi Arabia since 2014. • Bachelor's degree in Accounting from King Saud University in the Kingdom of Saudi Arabia in 2011. 		
Work Experience	<ul style="list-style-type: none"> • Currently working as chief financial officer at Marble Design Factory Company (a joint-stock company operating in the marble industry) since 2022. • Previously held the position of Deputy Financial Manager at Marble Design Factory Company (a closed joint-stock company operating in the natural stone industry) from 2021 to 2022. • Previously worked as an Accountant at Sira Company (a public joint-stock company operating in the travel and tourism sector) from 2011 to 2020. 		

Hajer Abdullah AlAzzam

Age	28 years	Nationality	Saudi
Position	Project Department Manager		
Educational Qualifications	<ul style="list-style-type: none"> • Graduated with a Bachelor's degree in Interior Design from Princess Nourah bint Abdulrahman University in Saudi Arabia in 2018. 		
Work Experience	<ul style="list-style-type: none"> • Currently working as the Project Department Manager at Marble Design Factory Company (a joint-stock company operating in the marble industry) since 2021. • Previously held the position of Head of Engineering Department at Marble Design Factory Company (a closed joint-stock company operating in the natural stone industry) from 2019 to 2021. • Previously worked as an Interior Designer at Marble Design Factory Company (a closed joint-stock company operating in the natural stone industry) from 2018 to 2019. 		

Rabih Nabil Sulaiman

Age	44 years	Nationality	Lebanese
Position	Factory Department Manager		
Educational Qualifications	<ul style="list-style-type: none"> • Holds a Value Added Tax (VAT) Specialist Certificate from Abu Ghazaleh Institute for Training in 2017. • Holds a Certified Management Accountant (CMA) designation from the Institute of Management Accountants (IMA) in the United States in 2012. • Holds a Bachelor's degree in Accounting from the Arab University of Beirut in Lebanon in 2003. 		
Work Experience	<ul style="list-style-type: none"> • Currently working as the Factory Manager at Marble Design Factory Company (a joint-stock company operating in the marble industry) since 2018. • Previously held the position of Deputy General Manager and Financial Director at Marble Design Factory Company (a closed joint-stock company operating in the natural stone industry) from 2013 to 2018. • Previously worked as the Financial Director at Marble Design Factory Company (a closed joint-stock company operating in the natural stone industry) from 2011 to 2013. • Worked as an Accountant at Marble Design Factory Company (a closed joint-stock company operating in the natural stone industry) from 2007 to 2011. • Worked as an Accountant at Stones and Wright (a Lebanese company operating in the natural stone industry) from 2005 to 2007. • Worked as an Accountant at Ultra Industry and Trade (a Lebanese company operating in the manufacturing industry) from 2003 to 2004. 		



Mishal Mohammed Abdulrahman AlKharashi

Age

31 years

Nationality

Saudi

Position

Shared Services Department Manager

Educational Qualifications

- Holds a Bachelor's degree in Marketing from Al Yamamah University in the Kingdom of Saudi Arabia, earned in 2018.

Work Experience

- Currently working as the Manager of Shared Services Department at Marble Design Factory Company (a joint-stock company operating in the marble industry) since 2021.
- Previously held the position of Deputy Director of Manufacturing Department at Marble Design Factory Company (a closed joint-stock company operating in the Marble Industry) from 2018 to 2021.
- previously worked as the Quality Department Manager at Marble Design Factory Company (a closed joint-stock company operating in the Marble Industry) from 2015 to 2018.



Mahmoud Ahmed Abduljalil Medany

Age

38 years

Nationality

Egyptian

Position

Internal Audit Department Manager

Educational Qualifications

- Obtained the Professional Disclosure Test Certificate - Saudi Financial Market (Tadawul) in 2022.
- Holds a Bachelor's degree in Accounting from Tanta University in the Arab Republic of Egypt in 2008.

Work Experience

- Currently working as the Manager of Internal Audit Department at Marble Design Factory Company (a joint-stock company operating in the marble industry) since 2020.
- Previously held the position of Deputy Director of Internal Audit Management at Al-Khaldi Contracting Company (a limited liability company operating in the contracting field) from 2015 to 2019.
- worked as the Chief Accountant at AWI (an Emirati company operating in advertising and marketing) from 2014 to 2015.
- Worked as a Supervisor in the Accounting Department at De Boer Yacht (an Egyptian company operating in yacht manufacturing) from 2012 to 2014.
- Held the position of Senior Accountant at De Boer Yacht (an Egyptian company operating in yacht manufacturing) from 2011 to 2012.
- Worked as an Accountant at MedSea (an Egyptian company operating in shipping) from 2009 to 2010.
- Worked as an Accountant at Al Ahly Hospital (an Egyptian company operating in the healthcare sector) from 2008 to 2009.



Company Committees:

Introduction :

The company includes an Audit Committee, established in accordance with the Corporate Governance Regulations issued by the Capital Market Authority, with the aim of supporting the Board of Directors. The committee's tasks and authorities are determined according to internal regulations and regulatory controls, with a minimum of three members. The committee provides its recommendations to the Board of Directors.

Responsibilities of the Audit Committee

Some of the main tasks of the Audit Committee include:

- Studying the accounting policies adopted by the company.
- Supervising the internal audit management of the company to ensure efficiency in performing the activities and tasks assigned by the Board of Directors. This includes reviewing the internal audit plan, procedures, and reports, and making recommendations to the Board of Directors regarding the appointment or termination of auditors' services and determining their fees, taking into consideration their independence while making recommendations.
- Monitoring the work of auditors and approving any activities outside the scope of their audit duties assigned to them during their audit activities, and reviewing auditors' notes on the financial statements.
- The Audit Committee's regulations specify the details of the committee's work, its powers, assigned tasks, duration, and operating procedures.

The members of the Audit Committee:

The Audit Committee consists of three members who are not executive members of the Board of Directors, whether shareholders or otherwise, appointed pursuant to the resolution of the Ordinary General Assembly dated on February 20, 2022, corresponding to 19/07/1443 AH

Member Name	Position	Independence
Abdullah Ibrahim Sulaiman AlAnqari	Chairman of the Audit Committee	Independent
Fahad Abdulmohsen Abdullah AIMulhim	Member of the Audit Committee	Independent
Abdullah Fahad AbdulAziz AlFaris	Member of the Audit Committee	Independent

Biographies of Members of the Audit Committee:

Abdullah Ibrahim Sulaiman AlAnqari




Age	32 years	Nationality	Saudi
Position	Chairman of the Audit Committee		
Educational Qualifications	<ul style="list-style-type: none"> • Holds a Bachelor's degree in Financial Management from Western Michigan University in the United States of America in 2014. 		
Work Experience	<ul style="list-style-type: none"> • He currently holds the position of Chairman of the Audit Committee at Marble Design Factory Company (a joint-stock company operating in the marble industry) since 2022. • He currently holds the position of Senior Director of the Interbank Transactions Department, Capital Markets Unit and Foreign Transactions Unit at the Saudi Digital Payments Company (a closed joint stock company operating in the field of digital payments) since 2023. • He served as Director of the Foreign Currency Unit at the Saudi Digital Payments Company (a closed joint stock company working in the field of digital payments) from 2021 until 2023. • He served as chief foreign exchange trader at Bank Al Bilad (a public joint stock company operating in the banking field) from 2020 until 2021. • He held the position of foreign exchange trader at Bank Al Bilad (a public joint stock company operating in the banking field) from 2014 until 2020. 		

Fahad Abdulmohsen Abdullah AlMulhim



Age	47 years	Nationality	Saudi
Position	Board Member and Audit Committee Member		
Educational Qualifications	<ul style="list-style-type: none"> • Holds a Master's degree in Business Administration from Al Faisal University in Saudi Arabia in 2013. • Holds a Bachelor's degree in French Language from King Saud University in Saudi Arabia in 2001. 		
Work Experience	<ul style="list-style-type: none"> • Currently working as the Vice President for Customer Experience and Sales for Airports, Corporates, and Government Sales at Flynas Airlines (a closed joint-stock company operating in the aviation sector) since 2024. • Currently holds the position of Board Member at Marble Design Factory Company (a joint-stock company operating in the marble industry) since 2022. • Currently working as a member of the Audit Committee at Marble Design Factory Company (a joint-stock company operating in the marble industry) since 2022. • Previously held the position of Vice President of Sales at Nasair Airlines (a closed joint-stock company operating in the aviation sector) from 2019 to 2023. • Previously worked as the Executive Director of Sales at Saudi Airlines Catering Company (a public joint-stock company operating in the food catering and hospitality services sector) from 2017 to 2018. • Held various managerial and supervisory positions at Saudi Airlines Catering Company (a public joint-stock company operating in the food catering and hospitality services sector) from 2005 to 2016. • Held several managerial positions at Saudi Airlines Catering Company (a public joint-stock company operating in the food catering and hospitality services sector) from 1994 to 2004. 		

Abdullah Fahad AbdulAziz AlFaris



Age	41 years	Nationality	Saudi
Position	Board Member and Audit Committee Member		
Educational	<ul style="list-style-type: none"> • Holds a Master's degree in Business Administration from Prince Sultan University in Saudi Arabia, obtained in 2016. 		
Qualifications	<ul style="list-style-type: none"> • Holds a Bachelor's degree in Electrical Engineering (Communications) from King Saud University in Saudi Arabia, earned in 2005. • Holds a professional certification in Strategic Management from the Strategic Planning Association (ASP) in the United States, obtained in 2022. 		
Work Experience	<ul style="list-style-type: none"> • Currently working as the Leader of the Vision Office at the Ministry of Industry and Mineral Resources (a government ministry overseeing the industrial sector) since 2022. • Currently holds a position as a Board Member of Marble Design Factory Company (a joint-stock company operating in the marble industry) since 2022. • Currently working as a member of the Audit Committee at Marble Design Factory Company since 2022. • Previously held the position of Chief Executive Officer for Strategy at the National Real Estate Registration Services Company (a closed joint-stock company operating in real estate) from 2021 to 2022. • Previously worked as the Head of the Vision Office at the Ministry of Municipal and Rural Affairs and Housing (a governmental body working towards achieving vision objectives) from 2019 to 2021. • Previously worked as the Deputy Governor for the Office of Strategic Management at the General Authority for Small and Medium Enterprises (a government entity supporting small and medium-sized enterprises) from 2016 to 2019. • Previously held the position of Engineering Manager in Project Planning at Etihad Etisalat (Mobily) Company (a listed joint-stock company operating in telecommunications and information technology) from 2005 to 2016. 		

Schedule of Audit Committee meetings during 2023:

Member Name	11/02/2023 AD 20/07/1444 H	27/05/2023 AD 07/11/1444 H	16/08/2023 AD 16/01/1445 H	14/10/2023 AD 29/03/1445 H
Abdullah Ibrahim Sulaiman AlAnqari	✓	✓	✓	✓
Fahad Abdulmohsen Abdullah AlMulhim	✓	✓	✓	✓
Abdullah Fahad AbdulAziz AlFaris	✓	✓	✓	✓

Results of the annual review of the effectiveness of the company's internal control procedures, in addition to the opinion of the Audit Committee examines the adequacy of the company's internal control system

Below we present a summary of the work that the Audit Committee followed up during the year 2023

First : Summary of the tasks monitored by the Audit Committee:

- 1 - Approval and monitoring of the implementation of the internal audit plan for the fiscal year ending on December 31, 2023.
- 2 - Study and discussion of the legal due diligence report to ensure the absence of any material legal risks.
- 3 - Study and discussion of the financial due diligence report to ensure the absence of any material financial risks.
- 4 - Monitoring and supervision of obtaining ISO 9001:2015 certification.
- 5 - Monitoring and supervision of obtaining SIRI (Smart Industries Readiness Index) certification.
- 6 - Evaluation of the performance and strength of the financial system during the year 2023.
- 7 - Study of internal audit reports and monitoring the implementation of important recommendations outlined in these reports.
- 8 - Assessment of the effectiveness of identifying and evaluating significant risks related to the company's activities, preparation of reports on such risks, the company's risk management approach, and making appropriate recommendations to the Board of Directors.
- 9 - Review of preliminary and annual financial statements for the fiscal year 2023 and recommendation for approval by the Board of Directors.
- 10 - Study and approval of the external auditor's report for the fiscal year ending in 2023, presented by the auditors, and making recommendations.
- 11 - Review of the IT audit report on the necessary ERP system provided to the management to enhance the control environment.
- 12 - Review of proposals submitted by audit firms, selecting three firms for the semi-annual and annual financial statements audit for the fiscal year 2024: RSM, Baker Tilly, and Al-Kharashi & Partners.
- 13 - Review of significant accounting policies and practices, including their annual stability.
- 14 - In addition to the aforementioned responsibilities, the Audit Committee undertakes any other tasks assigned by the Board of Directors and provides regular reports on its audit activities and recommendations.

Second: **Internal and financial control and risk management system:**

1. Control procedures and their effectiveness are of utmost importance and play a pivotal role in achieving the company's objectives. The company's management is responsible for preparing a comprehensive and effective internal control system.
2. The internal control system is based on the vision and assessment of the company's management to develop a control system that is commensurate with the relative importance of financial and other risks inherent in the company's activities, at a reasonable cost and benefit to activate limited control measures.
3. The internal control system is designed for managing the risks of not achieving objectives rather than avoiding them, and therefore, it is designed to provide reasonable assurances to avoid material errors and associated losses.
4. The Audit Committee periodically reviews reports prepared by internal and external auditors, including assessments of the adequacy and effectiveness of internal control.

Third: **Audit Committee opinion:**

Based on the reports presented to the committee in the year 2023 by both the internal audit management and the external auditors, the Audit Committee believes in the integrity and effectiveness of the financial and operational controls. It finds no regulatory gaps or material weaknesses in the company's operations during the fiscal year 2023 that would impact the integrity and fairness of the company's financial statements.

Internal Audit of the Company:

The company has an internal audit department.

Governance

Remuneration for members of the Board of Directors and members of committees emanating from the Board of Directors during the year:

1 Remuneration for members of the Board of Directors and members of committees emanating from the Board of Directors during the year:

- The company's bylaws outline the method of compensating board members, upon which the compensation policy is based:
- Board member compensation may take the form of a fixed amount, attendance allowances, in-kind benefits, or a specific percentage of net profits. It's permissible to combine two or more of these benefits.
- Compensation for independent board members must not be a percentage of the company's profits or directly or indirectly tied to the company's profitability.
- The company determines this compensation based on the scope of duties and responsibilities undertaken by the member, ensuring that such compensations fall within the limits set by the company's bylaws.

2 The Extraordinary General Assembly, on the 22nd of March 2023, approved the policy regarding the compensation of board members, committee members, and executive management, in accordance with the detailed breakdown of compensation for board members and their respective committees, as follows:

Table of remuneration and benefits for members of the Board of Directors and its committees

Recommendation	Remuneration Type
<p>The Chairman of the Board and the Board member or their substitutes are entitled to receive an attendance allowance of 2,500 Saudi Riyals for each Board meeting attended. The Secretary of the Board is also entitled to receive an attendance allowance of 2,500 Saudi Riyals for each Board meeting attended.</p>	<p>Allowance for attending council meetings</p>
<p>The Chairman and the members of the committees, or their substitutes, are entitled to receive an attendance allowance of 2,500 Saudi Riyals for each committee meeting attended.</p>	<p>Attendance allowance for meetings of the committees derived from the board.</p>
<p>Each member of the Board of Directors is entitled to receive an annual bonus of a fixed amount of 90,000 Saudi Riyals only, which is contingent upon the number of board meetings attended by the member out of the total board meetings held during the fiscal year in question. The annual bonus is divided among the representatives in the event of the appointment of new board members, based on the date of appointment.</p>	<p>Annual remuneration for board membership</p>
<p>The chairman of the Audit Committee receives an annual bonus of a fixed amount of 40,000 Saudi Riyals only.</p>	<p>Annual remuneration for the chairman of the committee</p>
<p>The Chairman of the Board of Directors receives an annual bonus of a fixed amount of 490,000 Saudi Riyals only.</p>	<p>Annual remuneration for the chairman of the Board of Directors</p>
<p>The annual bonuses for membership in the board are disbursed semi-annually or annually among the members.</p>	<p>Payment Schedule for Annual remuneration for Board members</p>
<p>The compensation and benefits policy for board members and their committees shall be implemented as of the date of the bonuses for the fiscal year 2023.</p>	<p>The date for implementing the compensation and benefits policy for members of the Board of Directors and its committees</p>

Details of remuneration and compensation for members of the company's board of directors for the fiscal year ending December 31, 2023 AD (thousands of riyals)

	Fixed Bonus					Variable Bonus					EOS	Grand Total	
	A certain amount	Allowance for attending council meetings	Benefits	Bonus technical, administrative and consulting work	Bonus of the Chairman of the Council, the Managing Director, and the Secretary, if he or she is a member	Total	percentage of profits	Periodic bonuses	Short-term incentive plans	Granted shares			Grand Total
First, the independent members													
Mohamed Abdulrahman Rashed Al romaizan	90	17.5	-	-	-	107.5	-	-	-	-	-	-	107.5
Fahd Abdulmohsen Abdullah Al Mulhem	90	17.5	-	-	-	107.5	-	-	-	-	-	-	107.5
Abdullah Fahad Abdul Aziz Al Fares	90	17.5	-	-	-	107.5	-	-	-	-	-	-	107.5
Second: Non-executive members													
Ahmed Abdullah Abdul Rahman Al Kharashi	490	17.5	-	-	-	507.5	-	-	-	-	-	-	507.5
Third: Executive members													
Nawaf Mohammed Abdullah Al Kharashi	90	17.5	-	-	-	107.5	-	-	-	-	-	-	107.5

Details of rewards and compensation for members of the emerging committees For the fiscal year ending December 31, 2023 AD (thousands of riyals)

Members of the audit committee	Fixed remuneration except session) (attendance allowance	Allowances of attending Meeting	Total
Abdullah Ibrahim Sulaiman Al Angri	40	10	50
Fahad Abdul Mohsen Abdullah Al Mulhem	-	10	10
Abdullah Fahad Abdul Aziz Al Fares	-	10	10

The total remuneration and compensation to Board of Directors and its committees was the amount of 970.000 Saudi Riyals

Senior Executive Remuneration:

1. The company grants its senior executives - in accordance with the procedures and standards approved by the Board of Directors - specific financial benefits on the salary scale and its approved policy in this regard, the executive management's rewards include the following:
2. A basic monthly salary paid every end of the calendar month.
3. Allowances include, but are not limited to, "housing allowance - transportation allowance - telephone allowance."
4. An annual bonus linked to performance indicators according to the annual evaluation conducted in this regard.
5. Any other remuneration or allowances approved by the company's board of directors.

Bonuses and compensation were calculated based on the approved policies, and there are no material deviations from those policies.

The table below shows the total amount received by five senior executives within the approved policies, including the CEO and the financial manager.

Variable Bonuses			Fixed Bonuses				Senior executive jobs
Total	Granted shares	Bonus	Total	Benefits	Allownces	Salaries	
902,935	-	220,935	682,000	-	316,000	366,000	CEO
							CFO
							Manager of factory Department
							Manager of Project Department
							Manager of the Internal Audit Department

The company has committed to disclosing the elements of executive bonuses in total in accordance with the regulatory requirements contained in subparagraph (b) of paragraph (4) of Article (93) of the Corporate Governance Regulations.

A statement of the company's transactions with related parties:

Marble Design does not have any transaction between the company and a related party.

Competing business:

The members of the Board, the emerging committees, or the executive management do not have any business competing with the company.

What provisions of the Corporate Governance Regulations have been applied, and what has not been applied, and the reasons for that

The company was keen to develop and adopt policies that confirm and guarantee the application of official rules and regulations and the commitment to disclose information. Material information about the company and its performance that will help the company's shareholders and investors in evaluating the company's performance. The company applies the provisions contained in the corporate governance regulations in accordance with the company's articles of association and the corporate system Issued by the Ministry of Commerce, especially with regard to shareholders' equity and compliance with procedures related to disclosure and transparency To ensure the application of disclosure and transparency standards.

Article number	Text of the article/paragraph	Reasons for not applying
37	Training - Training of board members	Guidance material, bearing in mind that the Board of Directors includes cadres Distinguished and qualified to achieve the company's goals in her field
39	Evaluation - evaluation of board members	Guidance material
57	Formation of the Remuneration Committee	Guidance material
58	Powers of the Remuneration Committee	Guidance material
60	Remuneration Committee meetings	Guidance material
61	Formation of the nominations committee	Guidance material
62	Powers of the Nominations Committee	Guidance material
64	Nominations Committee meetings	Guidance material
67	Formation of a risk management committee	Guidance material
68	Terms of reference of the Risk Management Committee	Guidance material
69	Risk Management Committee meetings	Guidance material
82	Motivating employees	Guidance material
84	Social Responsibility	Guidance material
85	Social work initiatives	Guidance material
92	Formation of a corporate governance committee	Guidance material

Financial Statements:

Summary of financial statements

Element List	Current Year	Previous Year	Change%
Sales/Revenue	51,182,558	55,169,465	-7.22%
Gross Profit (Loss)	32,444,501	36,722,394	-11.65%
Operational Profit (Loss)	22,495,111	24,500,967	-8.19%
Net profit (Loss)	21,912,718	22,622,021	-3.13%
Total Comprehensive Income	22,246,074	22,622,021	-1.66%

Element List	Current Year	Previous Year	Change%
Total Share Holders Equity (After Deducting the Minority Equity)	99,111,927	87,065,853	13.84%
Profit (Loss) per Share	3.65	3.77	3.2%-

Element List	Explanation
The reason of the increase (decrease) in the sales/ revenues during the current year compared to the last year	Sales decreased during this year to reach 51,182,558 Saudi riyals compared to 55,169,465 Saudi riyals in the previous year, a decrease of 7.22% due to a decrease in demand.
The reason of the increase (decrease) in the net profit during the current year compared to the last year is	Net profit decreased during this year to reach 21,912,718 Saudi riyals compared to 22,622,021 Saudi riyals in the previous year, a decrease of 3.13% due to a decrease in sales. This was offset by an increase in other revenue by 1,008,338 Saudi riyals
Statement of the type of external auditor's report	Unmodified opinion
Comment mentioned in the external auditor's report, mentioned in any of the following paragraphs (other matter, conservation, notice, disclaimer of opinion, or adverse opinion)	None
Reclassification of Comparison Items	The company reclassified the total selling and marketing expenses, which were within general and administrative expenses, at a value of 2,297,431 Saudi riyals, to a separate item, which is selling and marketing expenses, in the statement of profits and losses and other comprehensive income.
Additional Information	there are no minority equity in financial statements

Financial statements: attached

A New Day...New Project

 9200 00988

 MarbleDesign.sa.com

 Info@md.sa

   [@MarbleDesignsa](https://www.instagram.com/MarbleDesignsa)